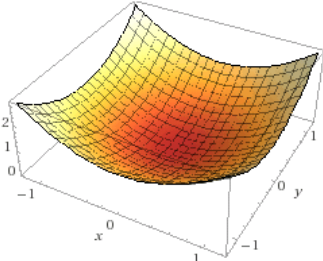
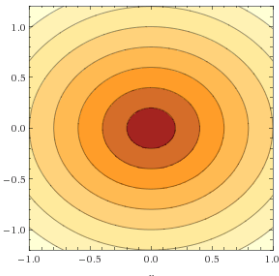
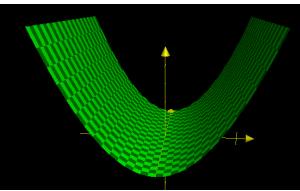
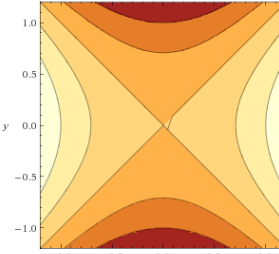
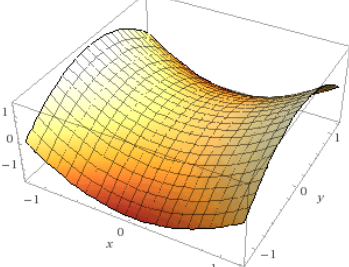
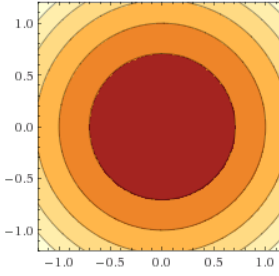
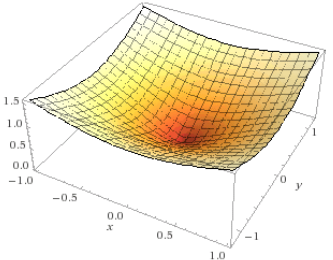


Match the graphs to the correct equations and the correct level sets. Then, name the shape.

Equations	Graphs	Level Sets
(1) $f(x, y) = x^2$	(a) 	(i) 
(2) $f(x, y) = x^2 + y^2$	(b) 	(ii) 
(3) $f(x, y) = x^2 - y^2$	(c) 	(iii) 
(4) $f(x, y) = \sqrt{x^2 + y^2}$	(d) 	(iv) 